



EY 2022 AACOMAS Medical School Admission Report

Executive Summary

The following report examines the matriculation metrics for students who entered Osteopathic Medical Schools in 2022.

Contents

| | |
|--|----|
| Osteopathic Medical School Data Overview..... | 2 |
| Medical Schools Matriculated To..... | 2 |
| Primary Major Analysis of Matriculated Students..... | 3 |
| Overall GPA Analysis..... | 4 |
| Science GPA Analysis..... | 5 |
| Science GPA vs. Matriculated Students..... | 5 |
| School Matriculated to vs. GPA..... | 6 |
| School Matriculated to vs. Overall GPA..... | 6 |
| School Matriculated to vs. Science GPA..... | 7 |
| MCAT Analysis..... | 8 |
| MCAT vs. Matriculated Students..... | 8 |
| MCAT vs. Applicants..... | 8 |
| School Matriculated to vs. MCAT..... | 9 |
| Matriculated Students Overall GPA vs. MCAT..... | 10 |
| Matriculated Students Science GPA vs. MCAT..... | 10 |

Osteopathic Medical School Data Overview

According to the data, over a third of the students to who applied to osteopathic medical school matriculated.

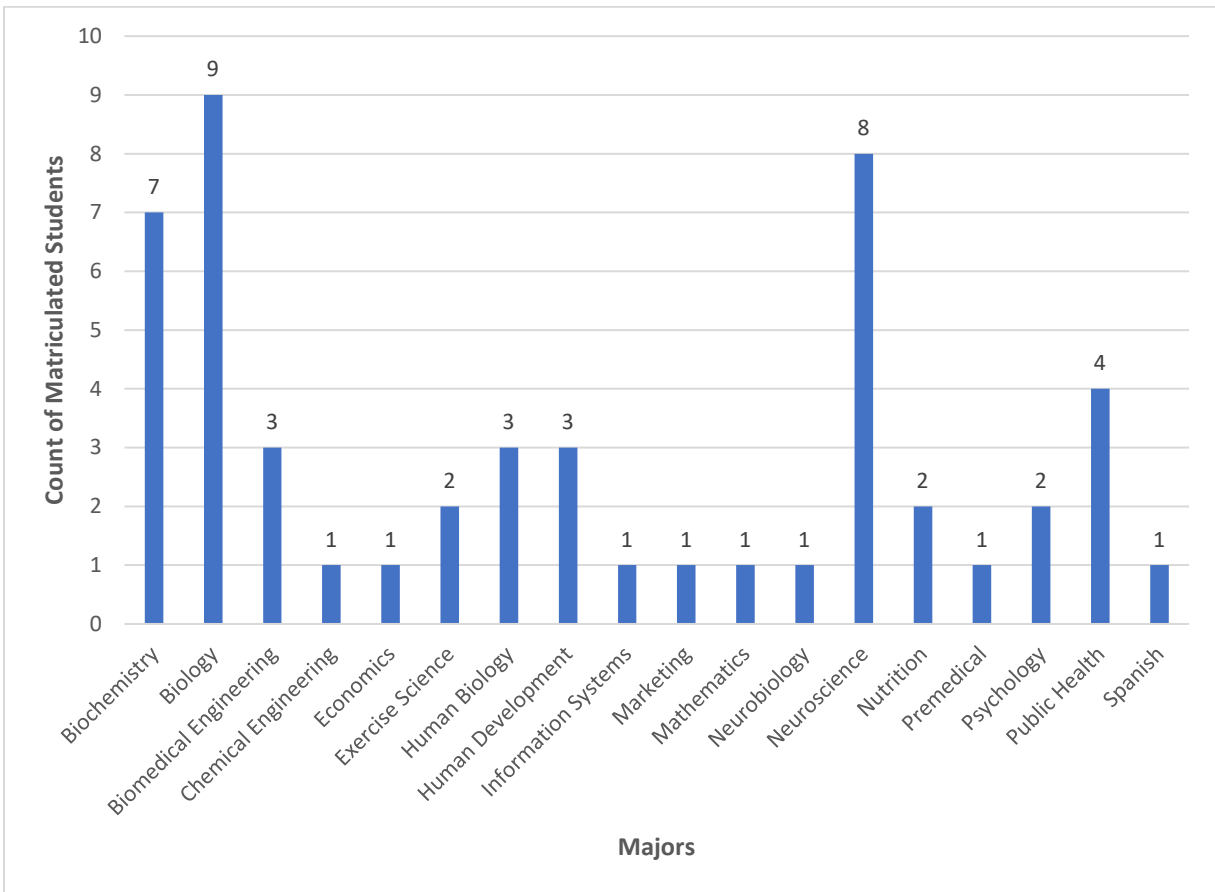
| Applied | Accepted | Matriculated |
|---------|----------|--------------|
| 163 | 83 | 51 (31%) |

*Approximately 50 AACOMAS applicants matriculated to either TMDAS or AMCAS affiliated schools.

Medical Schools Matriculated To

| | | Total # Students Matriculated |
|--|--|-------------------------------|
| School Matriculated To | A.T. Still University - School of Osteopathic Medicine in Arizona | 2 |
| | Alabama College of Osteopathic Medicine | 5 |
| | Arizona College of Osteopathic Medicine of Midwestern University | 2 |
| | Arkansas College of Osteopathic Medicine | 3 |
| | Chicago College of Osteopathic Medicine of Midwestern University | 1 |
| | Des Moines University College of Osteopathic Medicine | 3 |
| | Edward Via College of Osteopathic Medicine - Auburn | 1 |
| | Edward Via College of Osteopathic Medicine - Louisiana Campus | 2 |
| | Kansas City University of Medicine and Biosciences College of Osteopathic Medicine | 1 |
| | Lake Erie College of Osteopathic Medicine | 1 |
| | Liberty University College of Osteopathic Medicine | 2 |
| | Lincoln Memorial University DeBusk College of Osteopathic Medicine | 1 |
| | Michigan State University College of Osteopathic Medicine | 1 |
| | Nova Southeastern University Dr. Kiran C. Patel College of Osteopathic Medicine | 2 |
| | Rocky Vista University College of Osteopathic Medicine-Colorado/Utah | 1 |
| | Touro College of Osteopathic Medicine New York | 2 |
| | Touro University Nevada College of Osteopathic Medicine | 1 |
| | University of New England College of Osteopathic Medicine | 1 |
| | University of the Incarnate Word School of Osteopathic Medicine | 15 |
| | Western University of Health Sciences/College of Osteopathic Medicine of the Pacific | 1 |
| William Carey University College of Osteopathic Medicine | 3 | |
| Total | 51 | |

Primary Major Analysis of Matriculated Students

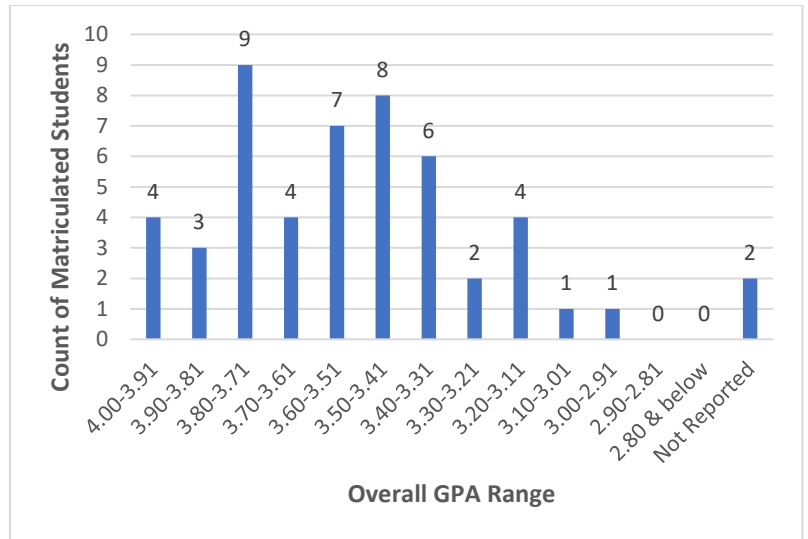


Overall GPA Analysis

The following data tables analyze the relationship between Overall GPA and number of matriculated students and applicants.

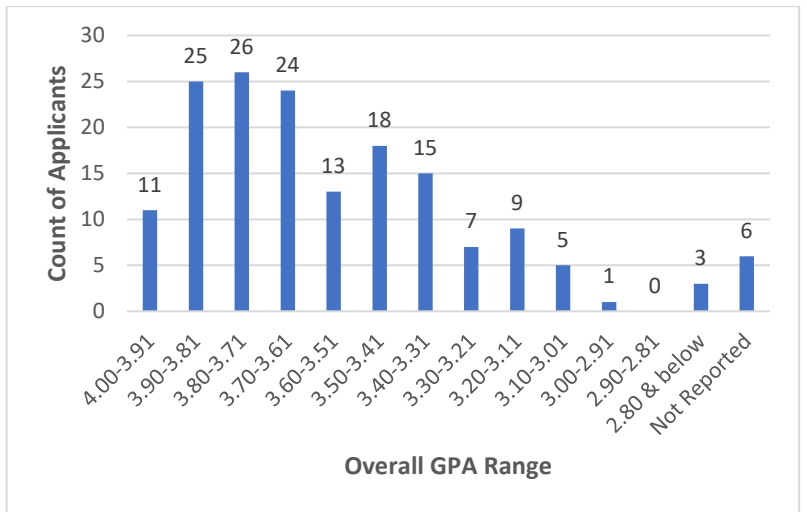
Overall GPA vs. Matriculated Students

| GPA | n | % |
|--------------|----|------|
| 4.00-3.91 | 4 | 8% |
| 3.90-3.81 | 3 | 6% |
| 3.80-3.71 | 9 | 18% |
| 3.70-3.61 | 4 | 8% |
| 3.60-3.51 | 7 | 14% |
| 3.50-3.41 | 8 | 16% |
| 3.40-3.31 | 6 | 12% |
| 3.30-3.21 | 2 | 4% |
| 3.20-3.11 | 4 | 8% |
| 3.10-3.01 | 1 | 2% |
| 3.00-2.91 | 1 | 2% |
| 2.90-2.81 | 0 | 0% |
| 2.80 & below | 0 | 0% |
| Not Reported | 2 | 4% |
| Total | 51 | 100% |



Overall GPA vs. Applicants

| GPA | n | % |
|--------------|-----|------|
| 4.00-3.91 | 11 | 7% |
| 3.90-3.81 | 25 | 15% |
| 3.80-3.71 | 26 | 16% |
| 3.70-3.61 | 24 | 15% |
| 3.60-3.51 | 13 | 8% |
| 3.50-3.41 | 18 | 11% |
| 3.40-3.31 | 15 | 9% |
| 3.30-3.21 | 7 | 4% |
| 3.20-3.11 | 9 | 6% |
| 3.10-3.01 | 5 | 3% |
| 3.00-2.91 | 1 | 1% |
| 2.90-2.81 | 0 | 0% |
| 2.80 & below | 3 | 2% |
| Not Reported | 6 | 4% |
| Total | 163 | 100% |

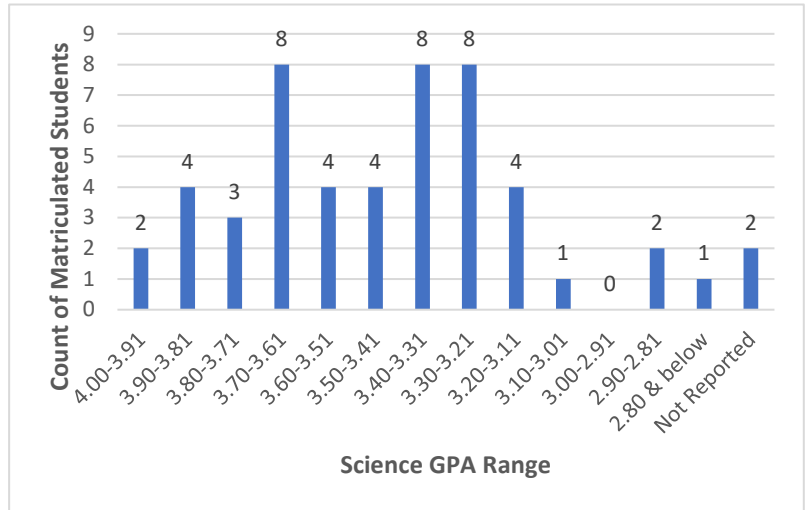


Science GPA Analysis

The following data tables analyze the relationship between Science GPA and number of matriculated students and applicants.

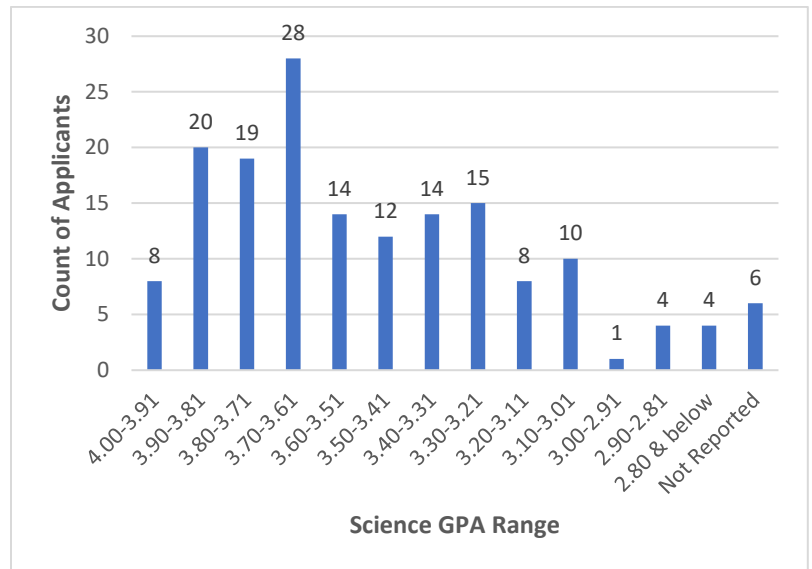
Science GPA vs. Matriculated Students

| GPA | n | % |
|--------------|----|------|
| 4.00-3.91 | 2 | 4% |
| 3.90-3.81 | 4 | 8% |
| 3.80-3.71 | 3 | 6% |
| 3.70-3.61 | 8 | 16% |
| 3.60-3.51 | 4 | 8% |
| 3.50-3.41 | 4 | 8% |
| 3.40-3.31 | 8 | 16% |
| 3.30-3.21 | 8 | 16% |
| 3.20-3.11 | 4 | 8% |
| 3.10-3.01 | 1 | 2% |
| 3.00-2.91 | 0 | 0% |
| 2.90-2.81 | 2 | 4% |
| 2.80 & below | 1 | 2% |
| Not Reported | 2 | 4% |
| Total | 51 | 100% |



Science GPA vs. Applicants

| GPA | n | % |
|--------------|-----|------|
| 4.00-3.91 | 8 | 5% |
| 3.90-3.81 | 20 | 12% |
| 3.80-3.71 | 19 | 12% |
| 3.70-3.61 | 28 | 17% |
| 3.60-3.51 | 14 | 9% |
| 3.50-3.41 | 12 | 7% |
| 3.40-3.31 | 14 | 9% |
| 3.30-3.21 | 15 | 9% |
| 3.20-3.11 | 8 | 5% |
| 3.10-3.01 | 10 | 6% |
| 3.00-2.91 | 1 | 1% |
| 2.90-2.81 | 4 | 2% |
| 2.80 & below | 4 | 2% |
| Not Reported | 6 | 4% |
| Total | 163 | 100% |



School Matriculated to vs. GPA

The following data tables analyze the relationship between Overall & Science GPA's and which schools matriculated students attended.

School Matriculated to vs. Overall GPA

| | | 4.00 - 3.91 | 3.90 - 3.81 | 3.80 - 3.71 | 3.70 - 3.61 | 3.60 - 3.51 | 3.50 - 3.41 | 3.40 - 3.31 | 3.30 - 3.21 | 3.20 - 3.11 | 3.10 - 3.01 | 3.00 - 2.91 | 2.90 - 2.81 | 2.80 & below | Not Reported |
|--|--|-------------|-------------|-------------|-------------|-------------|-------------|-------------|-------------|-------------|-------------|-------------|-------------|--------------|--------------|
| School Matriculated to | University of the Incarnate Word School of Osteopathic Medicine | 2 | 1 | 2 | 3 | 2 | 1 | 2 | | | 1 | | | | 1 |
| | A.T. Still University - School of Osteopathic Medicine in Arizona | | | 1 | | | | | | 1 | | | | | |
| | Alabama College of Osteopathic Medicine | | 1 | | | 1 | | 2 | | 1 | | | | | |
| | Arizona College of Osteopathic Medicine of Midwestern University | | | | | | 1 | 1 | | | | | | | |
| | Arkansas College of Osteopathic Medicine | | | 1 | | | 1 | | | | | 1 | | | |
| | Chicago College of Osteopathic Medicine of Midwestern University | 1 | | | | | | | | | | | | | |
| | Des Moines University College of Osteopathic Medicine | 1 | 1 | | | | | | 1 | | | | | | |
| | Edward Via College of Osteopathic Medicine - Auburn | | | | | | 1 | | | | | | | | |
| | Edward Via College of Osteopathic Medicine - Louisiana Campus | | | | | 1 | | | | 1 | | | | | |
| | Kansas City University of Medicine and Biosciences College of Osteopathic Medicine | | | | 1 | | | | | | | | | | |
| | Lake Erie College of Osteopathic Medicine | | | 1 | | | | | | | | | | | |
| | Liberty University College of Osteopathic Medicine | | | | | 1 | 1 | | | | | | | | |
| | Lincoln Memorial University - DeBusk College of Osteopathic Medicine | | | | | | | | 1 | | | | | | |
| | Michigan State University College of Osteopathic Medicine | | | | | 1 | | | | | | | | | |
| | Nova Southeastern University Dr. Kiran C. Patel College of Osteopathic Medicine | | | 1 | | | 1 | | | | | | | | |
| | Rocky Vista University College of Osteopathic Medicine-Colorado/Utah | | | | | | 1 | | | | | | | | |
| | Touro College of Osteopathic Medicine - New York | | | 1 | | | | | | | | | | | 1 |
| | Touro University Nevada College of Osteopathic Medicine | | | | | 1 | | | | | | | | | |
| | University of New England College of Osteopathic Medicine | | | | | | 1 | | | | | | | | |
| | Western University of Health Sciences/College of Osteopathic Medicine of the Pacific | | | 1 | | | | | | | | | | | |
| William Carey University College of Osteopathic Medicine | | | 1 | | | | 1 | | 1 | | | | | | |

School Matriculated to vs. Science GPA

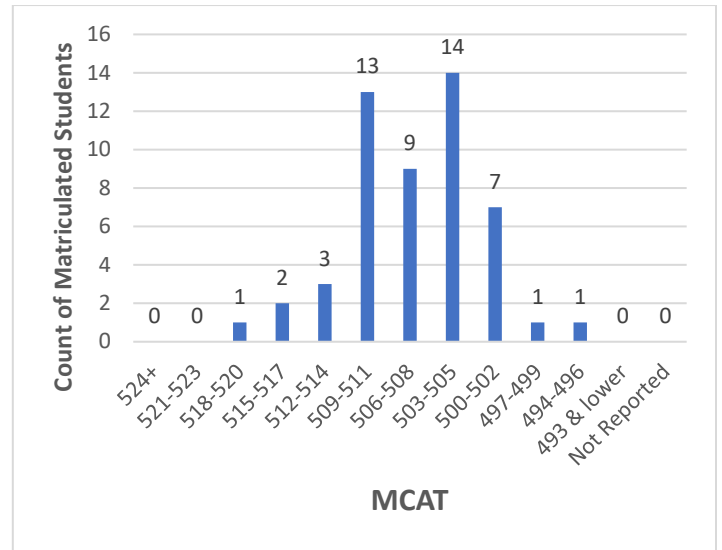
| | | 4.00 - 3.91 | 3.90 - 3.81 | 3.80 - 3.71 | 3.70 - 3.61 | 3.60 - 3.51 | 3.50 - 3.41 | 3.40 - 3.31 | 3.30 - 3.21 | 3.20 - 3.11 | 3.10 - 3.01 | 3.00 - 2.91 | 2.90 - 2.81 | 2.80 & below | Not Reported |
|--|--|-------------|-------------|-------------|-------------|-------------|-------------|-------------|-------------|-------------|-------------|-------------|-------------|--------------|--------------|
| | | 4.00 - 3.91 | 3.90 - 3.81 | 3.80 - 3.71 | 3.70 - 3.61 | 3.60 - 3.51 | 3.50 - 3.41 | 3.40 - 3.31 | 3.30 - 3.21 | 3.20 - 3.11 | 3.10 - 3.01 | 3.00 - 2.91 | 2.90 - 2.81 | 2.80 & below | Not Reported |
| School Matriculated to | University of the Incarnate Word School of Osteopathic Medicine | 1 | 2 | | 3 | | | 2 | 4 | 1 | | | 1 | | 1 |
| | A.T. Still University - School of Osteopathic Medicine in Arizona | | | | 1 | | | | | | | | 1 | | |
| | Alabama College of Osteopathic Medicine | | | 1 | | | | 2 | 2 | | | | | | |
| | Arizona College of Osteopathic Medicine of Midwestern University | | | | | | | 1 | 1 | | | | | | |
| | Arkansas College of Osteopathic Medicine | | | | 1 | | | 1 | | | | | | 1 | |
| | Chicago College of Osteopathic Medicine of Midwestern University | 1 | | | | | | | | | | | | | |
| | Des Moines University College of Osteopathic Medicine | | 1 | 1 | | | | | | 1 | | | | | |
| | Edward Via College of Osteopathic Medicine - Auburn | | | | | | 1 | | | | | | | | |
| | Edward Via College of Osteopathic Medicine - Louisiana Campus | | | | | | 1 | | | | 1 | | | | |
| | Kansas City University of Medicine and Biosciences College of Osteopathic Medicine | | | | | 1 | | | | | | | | | |
| | Lake Erie College of Osteopathic Medicine | | | | 1 | | | | | | | | | | |
| | Liberty University College of Osteopathic Medicine | | | | | | 1 | 1 | | | | | | | |
| | Lincoln Memorial University - DeBusk College of Osteopathic Medicine | | | | | | | | | 1 | | | | | |
| | Michigan State University College of Osteopathic Medicine | | | | | | 1 | | | | | | | | |
| | Nova Southeastern University Dr. Kiran C. Patel College of Osteopathic Medicine | | 1 | 1 | | | | | | | | | | | |
| | Rocky Vista University College of Osteopathic Medicine-Colorado/Utah | | | | | | | | 1 | | | | | | |
| | Touro College of Osteopathic Medicine - New York | | | | 1 | | | | | | | | | | 1 |
| | Touro University Nevada College of Osteopathic Medicine | | | | | 1 | | | | | | | | | |
| | University of New England College of Osteopathic Medicine | | | | | 1 | | | | | | | | | |
| | Western University of Health Sciences/College of Osteopathic Medicine of the Pacific | | | | 1 | | | | | | | | | | |
| William Carey University College of Osteopathic Medicine | | | | | 1 | | | | | 2 | | | | | |
| | | 4.00 - 3.91 | 3.90 - 3.81 | 3.80 - 3.71 | 3.70 - 3.61 | 3.60 - 3.51 | 3.50 - 3.41 | 3.40 - 3.31 | 3.30 - 3.21 | 3.20 - 3.11 | 3.10 - 3.01 | 3.00 - 2.91 | 2.90 - 2.81 | 2.80 & below | Not Reported |

MCAT Analysis

The following data tables analyzes the relationship between MCAT scores and number of matriculated students, schools matriculated to, and Overall and Science GPA's.

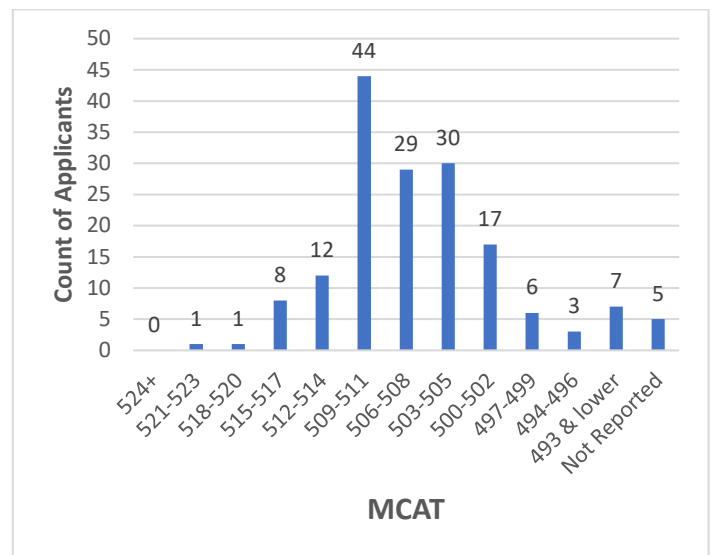
MCAT vs. Matriculated Students

| MCAT | n | % |
|--------------|----|------|
| 524+ | 0 | 0% |
| 521-523 | 0 | 0% |
| 518-520 | 1 | 2% |
| 515-517 | 2 | 4% |
| 512-514 | 3 | 6% |
| 509-511 | 13 | 25% |
| 506-508 | 9 | 18% |
| 503-505 | 14 | 27% |
| 500-502 | 7 | 14% |
| 497-499 | 1 | 2% |
| 494-496 | 1 | 2% |
| 493 & lower | 0 | 0% |
| Not Reported | 0 | 0% |
| Total | 51 | 100% |



MCAT vs. Applicants

| MCAT | n | % |
|--------------|-----|------|
| 524+ | 0 | 0% |
| 521-523 | 1 | 1% |
| 518-520 | 1 | 1% |
| 515-517 | 8 | 5% |
| 512-514 | 12 | 7% |
| 509-511 | 44 | 27% |
| 506-508 | 29 | 18% |
| 503-505 | 30 | 18% |
| 500-502 | 17 | 10% |
| 497-499 | 6 | 4% |
| 494-496 | 3 | 2% |
| 493 & lower | 7 | 4% |
| Not Reported | 5 | 3% |
| Total | 163 | 100% |



School Matriculated to vs. MCAT

| | | MCAT | | | | | | | | | | | | |
|--|--|------|---------|---------|---------|---------|---------|---------|---------|---------|---------|---------|-----------|--------------|
| | | 524+ | 521-523 | 518-520 | 515-517 | 512-514 | 509-511 | 506-508 | 503-505 | 500-502 | 497-499 | 494-496 | 493-lower | Not reported |
| School Matriculated to | University of the Incarnate Word School of Osteopathic Medicine | | | | | | 1 | 2 | 6 | 4 | 1 | 1 | | |
| | A.T. Still University - School of Osteopathic Medicine in Arizona | | | | | | | 1 | 1 | | | | | |
| | Alabama College of Osteopathic Medicine | | | | 1 | 1 | | | 3 | | | | | |
| | Arizona College of Osteopathic Medicine of Midwestern University | | | | | | 1 | 1 | | | | | | |
| | Arkansas College of Osteopathic Medicine | | | | 1 | | 1 | | | 1 | | | | |
| | Chicago College of Osteopathic Medicine of Midwestern University | | | | | | 1 | | | | | | | |
| | Des Moines University College of Osteopathic Medicine | | | | | | 3 | | | | | | | |
| | Edward Via College of Osteopathic Medicine - Auburn | | | | | | | | | 1 | | | | |
| | Edward Via College of Osteopathic Medicine - Louisiana Campus | | | 1 | | | 1 | | | | | | | |
| | Kansas City University of Medicine and Biosciences College of Osteopathic Medicine | | | | | | 1 | | | | | | | |
| | Lake Erie College of Osteopathic Medicine | | | | | | | | | 1 | | | | |
| | Liberty University College of Osteopathic Medicine | | | | | | | 1 | 1 | | | | | |
| | Lincoln Memorial University - DeBusk College of Osteopathic Medicine | | | | | 1 | | | | | | | | |
| | Michigan State University College of Osteopathic Medicine | | | | | | 1 | | | | | | | |
| | Nova Southeastern University Dr. Kiran C. Patel College of Osteopathic Medicine | | | | | | 1 | | 1 | | | | | |
| | Rocky Vista University College of Osteopathic Medicine-Colorado/Utah | | | | | | 1 | | | | | | | |
| | Touro College of Osteopathic Medicine New York | | | | | | | 1 | 1 | | | | | |
| | Touro University Nevada College of Osteopathic Medicine | | | | | 1 | | | | | | | | |
| | University of New England College of Osteopathic Medicine | | | | | | | | 1 | | | | | |
| | Western University of Health Sciences/College of Osteopathic Medicine of the Pacific | | | | | | 1 | | | | | | | |
| William Carey University College of Osteopathic Medicine | | | | | | | 3 | | | | | | | |

