



# EY 2022 Optometry School Admission Report

## Executive Summary

The following report examines the matriculation metrics for students who entered Optometry School in 2022.

## Contents

Optometry School Data Overview .....	2
Optometry Schools Matriculated To .....	2
Primary Major Analysis of Matriculated Students .....	2
Overall GPA Analysis .....	3
Science GPA Analysis.....	4
Science GPA vs. Matriculated Students .....	4
School Matriculated to vs. GPA .....	5
School Matriculated to vs. Overall GPA .....	5
School Matriculated to vs. Science GPA.....	5
OAT Analysis.....	6
OAT.....	6
Matriculated Students Overall GPA vs. OAT Academic Average .....	6
OAT Academic Average vs. Matriculated Students .....	7

# Optometry School Data Overview

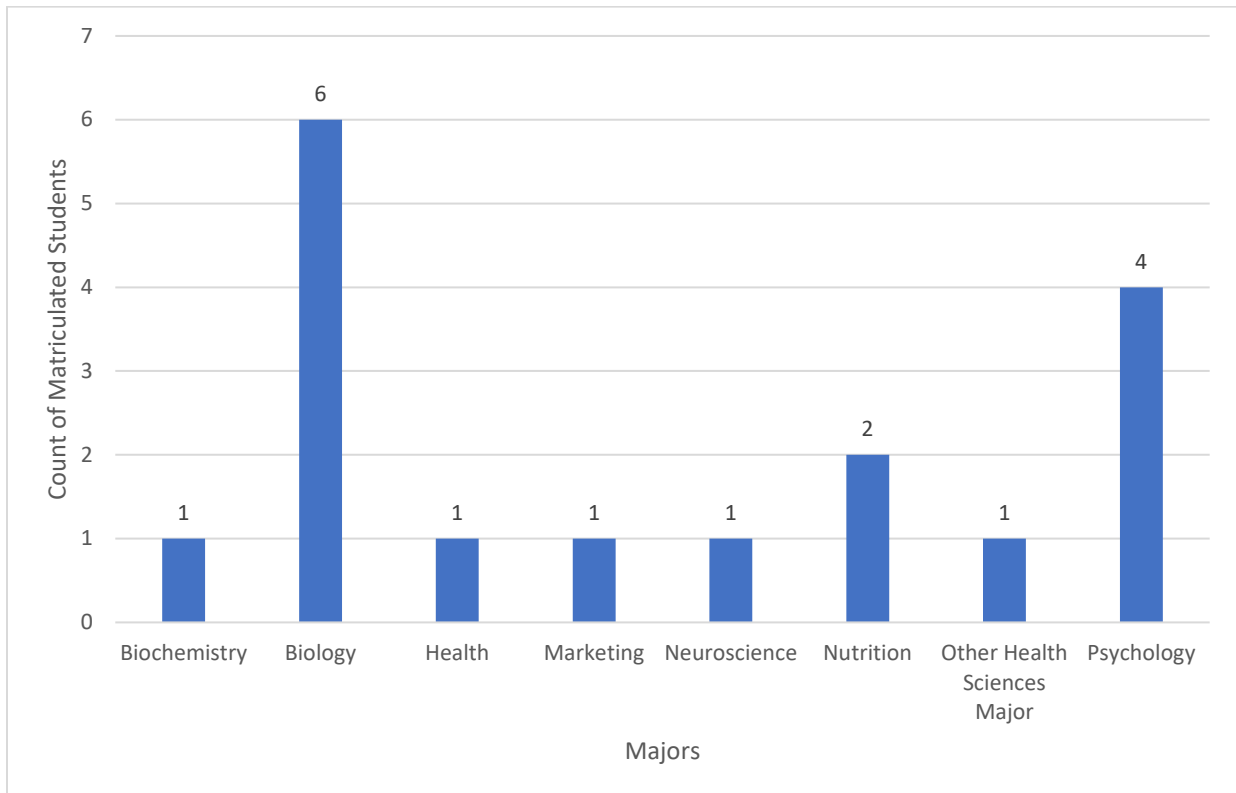
According to the data, over half of the students to who applied to optometry school matriculated.

Applied	Accepted	Matriculated
25	20	17 (68%)

## Optometry Schools Matriculated To

		Total # Students Matriculated
School Matriculated To	Inter American University of Puerto Rico School of Optometry	1
	MCPHS University School of Optometry	1
	<b>University of Houston College of Optometry</b>	<b>15</b>
	Grand Total	17

## Primary Major Analysis of Matriculated Students

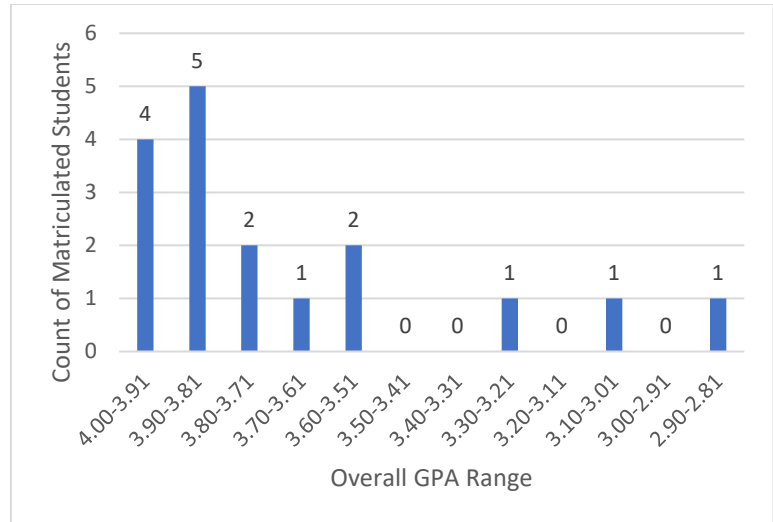


# Overall GPA Analysis

The following data tables analyze the relationship between Overall GPA and number of matriculated students and applicants.

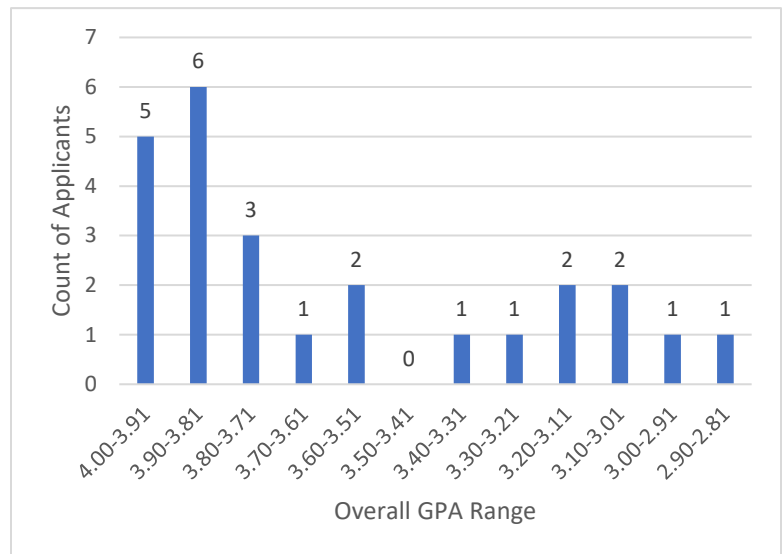
## Overall GPA vs. Matriculated Students

GPA	n	%
4.00 - 3.91	4	24%
3.90 - 3.81	5	29%
3.80 - 3.71	2	12%
3.70 - 3.61	1	6%
3.60 - 3.51	2	12%
3.50 - 3.41	0	0%
3.40 - 3.31	0	0%
3.30 - 3.21	1	6%
3.20 - 3.11	0	0%
3.10 - 3.01	1	6%
3.00 - 2.91	0	0%
2.90 - 2.81	1	6%
Total	17	100%



## Overall GPA vs. Applicants

GPA	n	%
4.00 - 3.91	5	20%
3.90 - 3.81	6	24%
3.80 - 3.71	3	12%
3.70 - 3.61	1	4%
3.60 - 3.51	2	8%
3.50 - 3.41	0	0%
3.40 - 3.31	1	4%
3.30 - 3.21	1	4%
3.20 - 3.11	2	8%
3.10 - 3.01	2	8%
3.00 - 2.91	1	4%
2.90 - 2.81	1	4%
Total	25	100%

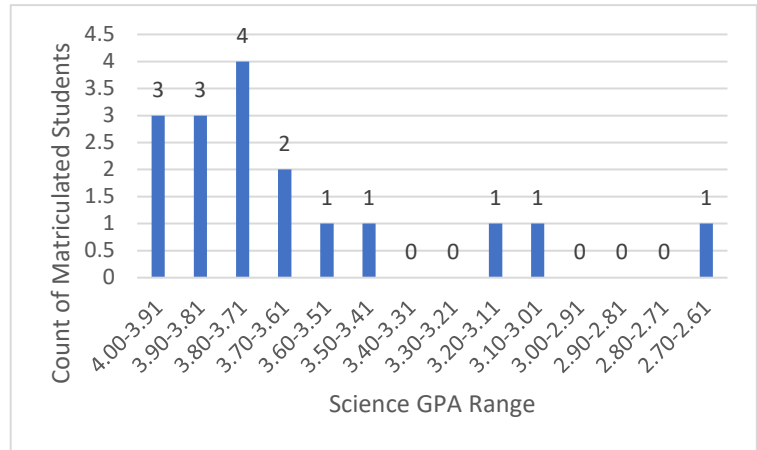


## Science GPA Analysis

The following data tables analyze the relationship between Science GPA and number of matriculated students and applicants.

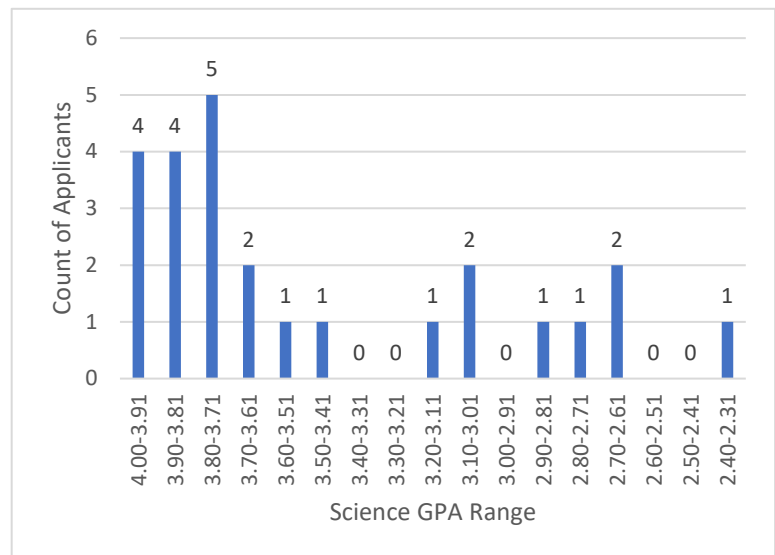
### Science GPA vs. Matriculated Students

GPA	n	%
4.00-3.91	3	18%
3.90-3.81	3	18%
3.80-3.71	4	24%
3.70-3.61	2	12%
3.60-3.51	1	6%
3.50-3.41	1	6%
3.40-3.31	0	0%
3.30-3.21	0	0%
3.20-3.11	1	6%
3.10-3.01	1	6%
3.00-2.91	0	0%
2.90-2.81	0	0%
2.80-2.71	0	0%
2.70-2.61	1	6%
Total	17	100%



### Science GPA vs. Applicants

GPA	n	%
4.00-3.91	4	16%
3.90-3.81	4	16%
3.80-3.71	5	20%
3.70-3.61	2	8%
3.60-3.51	1	4%
3.50-3.41	1	4%
3.40-3.31	0	0%
3.30-3.21	0	0%
3.20-3.11	1	4%
3.10-3.01	2	8%
3.00-2.91	0	0%
2.90-2.81	1	4%
2.80-2.71	1	4%
2.70-2.61	2	8%
2.60-2.51	0	0%
2.50-2.41	0	0%
2.40-2.31	1	4%
Total	25	100%



## School Matriculated to vs. GPA

The following data tables analyze the relationship between Overall & Science GPA's and which schools matriculated students attended.

### School Matriculated to vs. Overall GPA

		Overall GPA													
		4.00 - 3.91	3.90 - 3.81	3.80 - 3.71	3.70 - 3.61	3.60 - 3.51	3.50 - 3.41	3.40 - 3.31	3.30 - 3.21	3.20 - 3.11	3.10 - 3.01	3.00 - 2.91	2.90 - 2.81	2.80 - 2.71	2.70 - 2.61
School Matriculated to	Inter American University of Puerto Rico School of Optometry											1			1
	MCPHS University School of Optometry							1							1
	University of Houston College of Optometry	4	5	2	1	2				1					15
	<i>Grand Total</i>	4	5	2	1	2			1		1		1		17

### School Matriculated to vs. Science GPA

		Science GPA														
		4.00 - 3.91	3.90 - 3.81	3.80 - 3.71	3.70 - 3.61	3.60 - 3.51	3.50 - 3.41	3.40 - 3.31	3.30 - 3.21	3.20 - 3.11	3.10 - 3.01	3.00 - 2.91	2.90 - 2.81	2.80 - 2.71	2.70 - 2.61	Grand Total
School Matriculated to	Inter American University of Puerto Rico School of Optometry														1	1
	MCPHS University School of Optometry									1						1
	University of Houston College of Optometry	3	3	4	2	1	1			1						15
	<i>Grand Total</i>	3	3	4	2	1	1			1	1				1	17

# OAT Analysis

The following data tables analyzes the relationship between OAT scores from matriculated UT Austin students and all applicants to OptomCAS.

## OAT

	Applicants From UNIVERSITY OF TEXAS - AUSTIN			All Applicants To OptomCAS 2021 - 2022		
	<u>Applied</u>	<u>Accepted</u>	<u>Matriculated</u>	<u>Applied</u>	<u>Accepted</u>	<u>Matriculated</u>
Official OAT Mean - Academic Average	<b>326.25</b>	<b>341.67</b>	<b>344.38</b>	301.36	315.9	313.45
Official OAT Mean - Reading Comprehension	<b>355.83</b>	<b>358.33</b>	<b>360.63</b>	320.63	332.09	331.2
Official OAT Mean - Biology	<b>325</b>	<b>344.44</b>	<b>349.38</b>	298.63	315.53	312.96
Official OAT Mean - Organic Chemistry	<b>315.42</b>	<b>336.11</b>	<b>338.75</b>	292.71	307.22	303.87
Official OAT Mean - Quant Reasoning	<b>339.58</b>	<b>358.33</b>	<b>359.38</b>	314.93	330.04	328.53
Official OAT Mean - Physics	<b>295.83</b>	<b>310</b>	<b>312.5</b>	277.76	292.02	289.07
Official OAT Mean - General Chemistry	<b>324.17</b>	<b>338.89</b>	<b>341.25</b>	298.28	313.03	309.8
Official OAT Mean - Total Science	<b>315.83</b>	<b>336.11</b>	<b>340</b>	289.08	306.35	302.9
<b>Standardized Test Scores - mean values incorporate ALL reported scores</b>						

## Matriculated Students Overall GPA vs. OAT Academic Average

		OAT Academic Average							Grand Total
		400-390	380-370	360-350	340-330	320-310	300-290	280-270	
School Matriculated	Inter American University of Puerto Rico School of Optometry							1	1
	MCPHS University School of Optometry						1		1
	University of Houston College of Optometry	1	3	2	7	1			14
	<i>Grand Total</i>	1	3	2	7	1	1	1	16

\*1 student did not report OAT scores.

		Overall GPA												
		4.00-3.91	3.90-3.81	3.80-3.71	3.70-3.61	3.60-3.51	3.50-3.41	3.40-3.31	3.30-3.21	3.20-3.11	3.10-3.01	3.00-2.91	2.90-2.81	2.80-2.71
OAT Academic Average	400-390					1								
	380-370	1	1		1									
	360-350		1	1										
	340-330	3	2			1								
	320-310		1								1			
	300-290								1					
	280-270												1	

\*1 student did not report OAT scores.

### OAT Academic Average vs. Matriculated Students

OAT	n	%
400	0	0%
390	1	6%
380	2	12%
370	1	6%
360	2	12%
350	0	0%
340	5	29%
330	2	12%
320	1	6%
310	0	0%
300	1	6%
290	0	0%
280	1	6%
N/A	1	6%
Total	17	100%

